

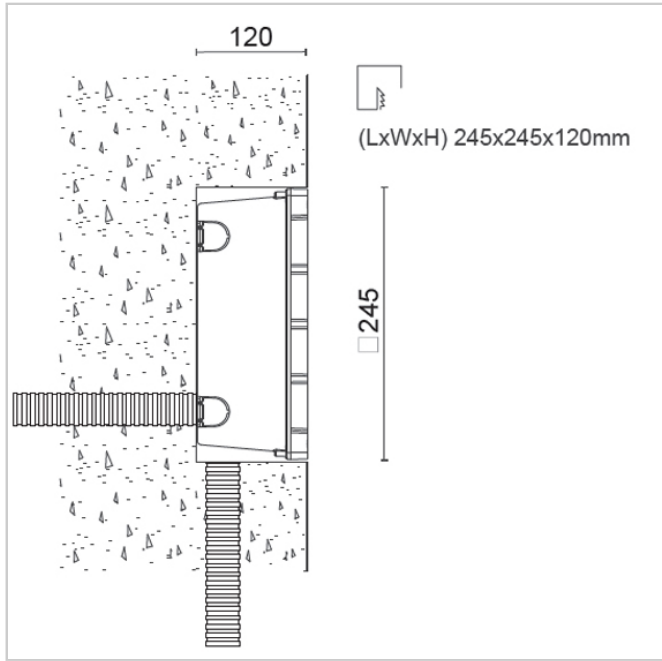
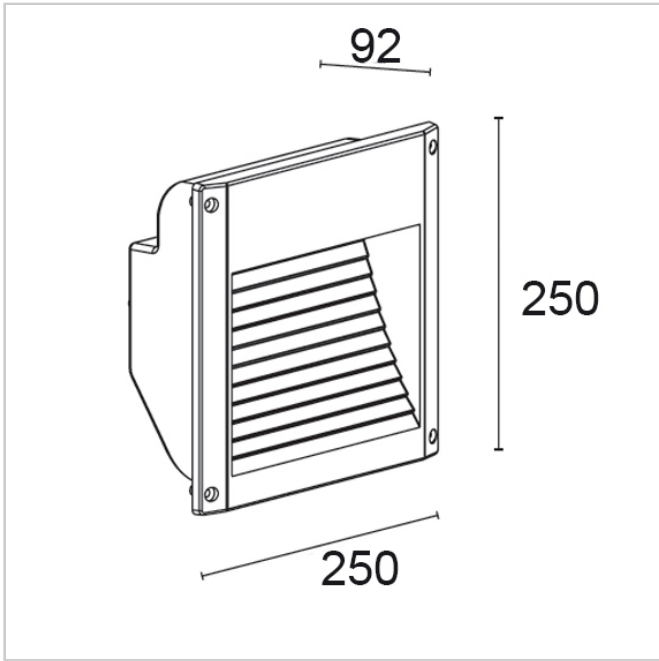
Square Recessed 2900R/WD3.PR

Wall Recessed - Wall recessed DALI square window - Built-in driver


Rev. 04/11/2024



Square is an extremely massive and resistant product designed and created to ensure lighting solutions for the outdoor environment, especially in residential areas characterized by green areas and gardens. Mechanically built in such a way that the light is directed in a specific way, Square presents itself as a versatile and complete product that can be completed by the bollard version. Finally, the LED source guarantees luminous efficiency and minimum energy consumption.



PHOTOMETRICAL DATA



FIXTURE SPECIFICATIONS

ASSEMBLY / USAGE

Wall installation

PROTECTION

IP 65 - IK 07

BODY

Die-cast aluminium

BOX

Stabilised, charged polypropylene PP UV
GWT750 Cat.V2 Recessed Box

SCREEN

Transparent Polycarbonate

SEALS

Molded silicone gasket UV Resist

SCREWS

Stainless steel A2

PAINT / FINISHING

Anti-corrosive UV stabilised polyester powder

SIZES

H 250 x L 250 x W 92

ELECTRICAL SPECIFICATIONS

POWER SUPPLY

220-240Vac 50/60Hz

DRIVER

Built-in

DRIVER CURRENT

500mA

CONTROL

DALI-2 integrated

POWER MODULE LED

13W

ABSORBED POWER

15W

SOURCE

LED

SOURCE FLUX

1920 lm

FIXTURE SOURCE

510 lm

APPARENT EFFICIENCY

27 %

INSULATION CLASS

I

OPERATING TA

50 °

CCT LED

3000K

CRI

>80

PHOTOBIOLOGICAL RISK

RG0

BEAM OPENING

Asymmetric >100°

COLORS



00
PURE
WHITE RAL
9016



01
BLACK RAL
9005



10
WHITE RAL
9010



24
BRONZE



25
RUST



30
ANTHRACITE




35
SLATE
GREY




40
GREY RAL
9006

ACCESSORIES



MOR683P/2V Connector IP68 2Way/3Poles
L 82 x Ø 28



E.TRA.580 Ultra compact type 2+3 hard wired surge protector
L 37 x W 30 x H 30