



Passo 15

Product code

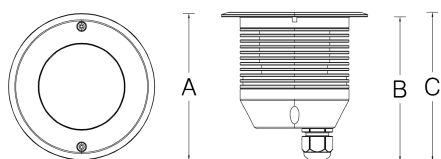
PAS15SSX231WWMB



Features

| | |
|----------------------|----------------------------------------------|
| IP rating | IP66/67 |
| IK rating | 08 |
| Source type | chip on board |
| LED number | 1 |
| CRI | 80 |
| Step McAdam | 3 |
| Source life time | >60.000h L70 B10 at 25°C ambient temperature |
| Source flux | 2085 lm |
| Source efficiency | 178,3 lm/W |
| Delivered flux | 1410 lm |
| Delivered efficiency | 108,5 lm/W |
| Input power | 13W |
| Voltage | 230 V 50/60 Hz |
| Insulation class | insulation class I |
| Power supply | power supply unit on board |
| Management interface | on/off |
| Light colour/CCT | 3000 K |
| Beam angle | 32° |
| Mounting | ground-recessed |
| Finishing | stainless steel |
| Net weight | 1,7Kg |

Technical drawing



Temperature limits

| | |
|-----------------------------|---------------------|
| Working temperature | from -30°C to +50°C |
| Storage temperature | from -50°C to +80°C |
| Max contact temp. (Ta 25°C) | <35°C |

Construction

machine-crafted aluminium alloy, silicone gasket, tempered extra-clear sodium-calcium front glass, nickel-plated brass gland connector, stainless steel collar

Light control

On/off control, no dimming.

Connection

power supply cable length 0,8m

Protections

short circuit, overload, overvoltage

Specifications

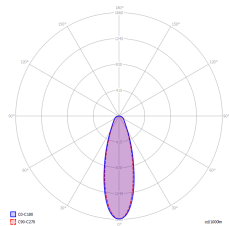


Dimensions

| | | | |
|---|-------|---|-------|
| A | 129mm | B | 126mm |
| C | 131mm | | |

Photometry

32°



3000 K
2,33 Kcd
1,41 Klm
13

| | |
|-------|-----------|
| 0.2 m | 58,3 Klux |
| 0.5 m | 9,3 Klux |
| 1 m | 2,3 Klux |
| 2 m | 583 lux |
| 5 m | 93 lux |

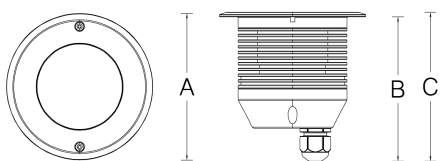
Lighting effects



Passo 15

Product code

PAS15SSX231WWMB

Client**Project name****Order #****Type****Qty****Technical drawing****Dimensions**

| | | | |
|---|-------|---|-------|
| A | 129mm | B | 126mm |
| C | 131mm | | |