

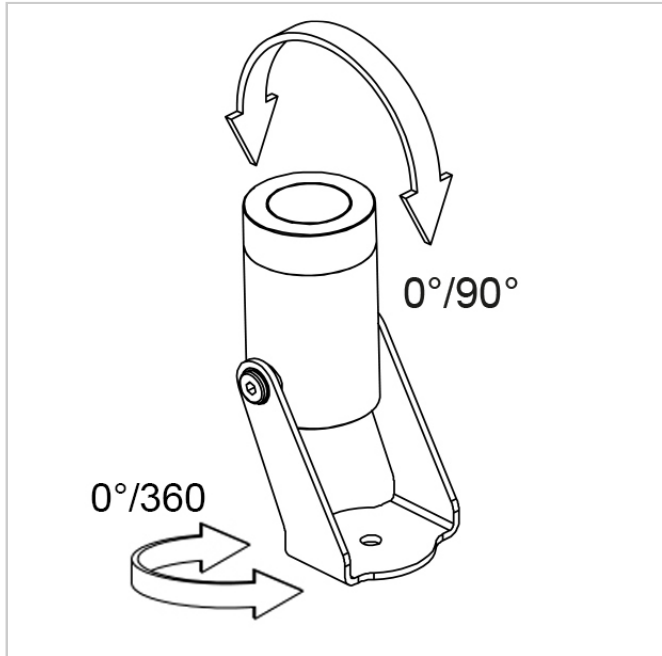
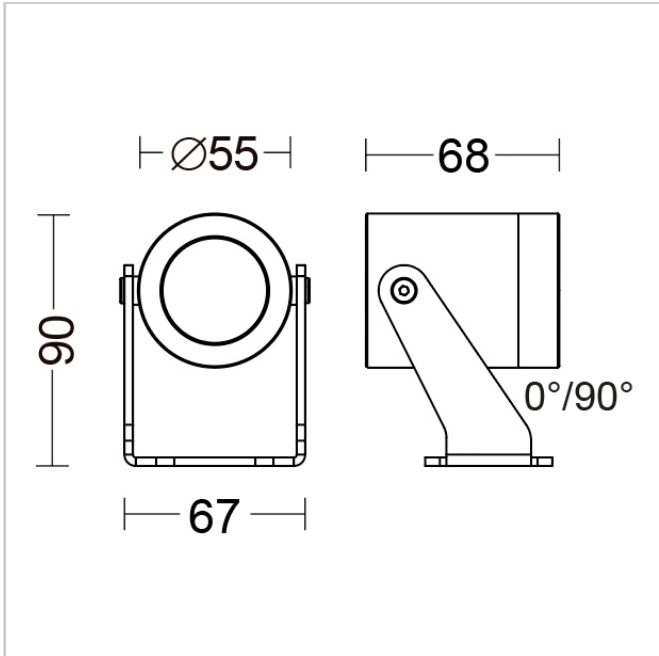
Bloom Floodlight 5050W/NRCCMB

Floodlights - Adjustable Floodlight - Remote driver max 500mA

Rev. 01/03/2024



The minimal shape and the diameter of only 55mm gives the BLOOM series wide adaptability to any project. The reduced sizes guarantee total flexibility, allowing the integration of BLOOM in multiple contexts. Its versatility can be contextualized in gardens, for the lighting of plants, hedges, flowered areas or to enhance architectural elements, since LIGHT is the fundamental element for a correct perception of objects, spaces and emotions.



FIXTURE SPECIFICATIONS

ASSEMBLY / USAGE

Wall, ceiling and stand installation

PROTECTION

IP 66 - IK 08

BODY

Anticorodal turning aluminum 6000 Serie, for greater corrosion resistance

SCREEN

Transparent extra-clear glass 8mm

SEALS

Closed-cell EPDM rubber

SCREWS

Stainless steel A2

PAINT / FINISHING

Anti-corrosive UV stabilised polyester powder

SIZES

H 90 x L 67 x W 68 x Ø 55

ELECTRICAL SPECIFICATIONS

POWER SUPPLY

max 500mA

DRIVER

Remote Driver NOT INCLUDED

CONTROL

Dimmable

ABSORBED POWER

6W

SOURCE

LED

SOURCE FLUX

750 lm

FIXTURE SOURCE

540 lm

APPARENT EFFICIENCY

72 %

INSULATION CLASS

III

OPERATING TA

-20° + 50°

CCT LED

4000K

CRI

80

STEP MACADAM

3

LIFE TIME TM-21

L80B10 80000h Ta 25°C

BEAM OPENING

Flood/24°

COLORS



00
PURE
WHITE RAL
9016



01
BLACK RAL
9005



10
WHITE RAL
9010



24
BRONZE



25
RUST




30
ANTHRACIT
E



35
SLATE
GREY










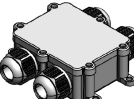




40
GREY RAL
9006




55
GREEN
COOL MINT
RAL 6019

AcquaStop System Integrated. AcquaStop is a special process inside the product which, through different phases of resination, creates a real barrier, sealing the fixture in a definitive way and preventing the development of condensation inside it.

ACCESSORIES


| | |
|---|---|
|  | KIT.022 Floodlight Spike Kit L 40 x W 30 x H 235 |
|  | KIT.027 Strap for floodlight L 2000 x H 25 |
|  | E.CAV.540.020 Cable H05RN-F L 2 mt |
|  | E.CAV.540.050 Cable H05RN-F L 5 mt |
|  | E.CAV.540.100 Cable H05RN-F L 10 mt |
|  | MOR682P/2V Connector IP68 2Ways/2Poles L 72 x Ø 22 |
|  | MOR685P/3VS Connection Box IP68 3Ways/5Poles L 106 x W 140 x H 38 |
|  | MOR685P/4VS Connection Box IP68 4Ways/5Poles L 106 x W 120 x H 38 |
|  | E.TRA.621.500 Driver 20W 500mA IP20 - ON/OFF L 111 x W 52 x H 22 - 1 Driver for 1-3 Lamps |
|  | E.TRA.623.500 Driver 36W 500mA IP20 - ON/OFF L 163 x W 30 x H 21 - 1 Driver for 1-4 Lamps |
|  | E.TRA.634.500 Driver 60W 500mA IP20 - ON/OFF L 124 x W 80 x H 22 - 1 Driver for 1-5 Lamps |
|  | E.TRA.635.500 Driver 60W 500mA IP20 - DALI2 L 124 x W 80 x H 22 - 1 Driver for 1-5 Lamps |



DC 500mA

E.TRA.636.500 Driver 60W 500mA IP20 – CASAMBI


L 124 x W 80 x H 22 – 1 Driver for 1-5 Lamps



DC 500mA

E.TRA.553.500 Driver 20W 500mA IP67 – ON/OFF


L 120 x W 38 x H 25 – 1 Driver for 1-3 Lamps



DC 500mA

E.TRA.584.500 Driver 30W 500mA IP68 – DALI2


L 121 x W 53 x H 26 – 1 Driver for 1-3 Lamps



500mA ON/OFF

HUB.500.001.ND Hub 500mA IP66 – ON/OFF with driver 60W IP20


L 235 x W 200 x H 92 – 1 Hub for 1-5 Lamps



500mA DALI-2

HUB.500.001.DA2 Hub 500mA IP66 – DALI-2 with driver 60W IP20

L 235 x W 200 x H 92 – 1 Hub for 1-5 Lamps



500mA CASAMBI

HUB.500.001.CA Hub 500mA IP66 – CASAMBI with driver 60W IP20

L 235 x W 200 x H 92 – 1 Hub for 1-5 Lamps