

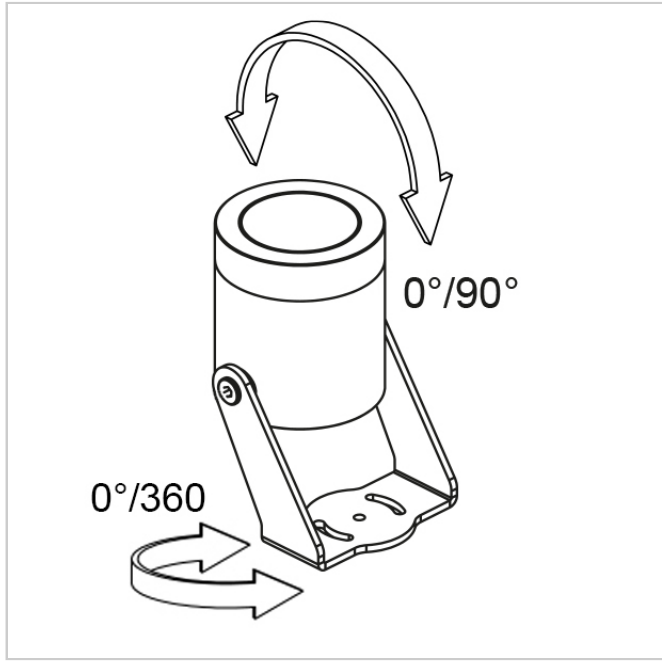
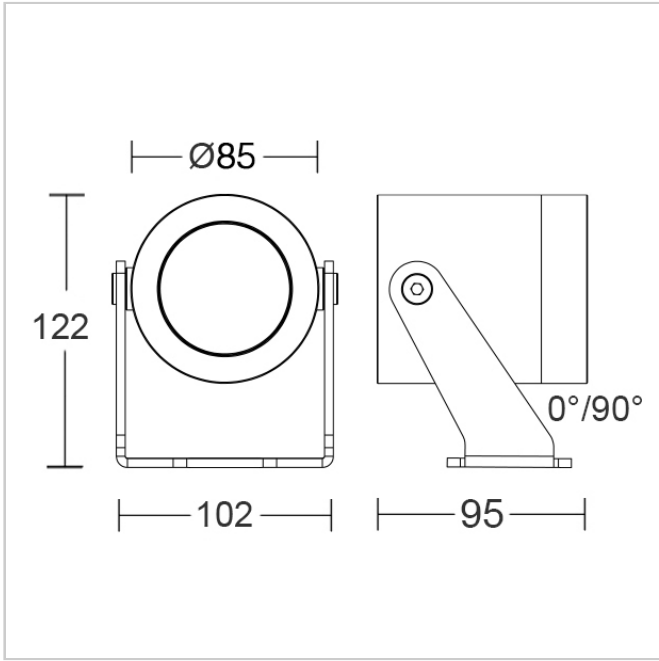
Bloom Maxi Floodlight 5085W/NRCCWB

Floodlights - Adjustable Floodlight - Remote driver max 700mA

Rev. 27/02/2024



The minimal shape gives the BLOOM MAXI series wide adaptability to any project, ensuring total flexibility and allowing its integration in multiple contexts. The wide range of accessories allows a versatile use: the BLOOM MAXI projectors can be contextualized in gardens, for lighting plants, hedges, flower areas or to enhance architectural elements, because LIGHT is the fundamental element for a correct perception of objects, spaces and emotions.



FIXTURE SPECIFICATIONS

ASSEMBLY / USAGE

Wall, ceiling and stand installation

PROTECTION

IP 66 - IK 09

BODY

Anticorodal turning aluminum 6000 Serie, for greater corrosion resistance

SCREEN

Transparent extra-clear glass 12mm

SEALS

Closed-cell EPDM rubber

SCREWS

Chromed brass

PAINT / FINISHING

Anti-corrosive UV stabilised polyester powder

SIZES

H 122 x L 102 x W 95 x Ø 85

ELECTRICAL SPECIFICATIONS

POWER SUPPLY

max 700mA

DRIVER

Remote Driver NOT INCLUDED

CONTROL

Dimmable

POWER MODULE LED

15W

ABSORBED POWER

15W

SOURCE

LED

SOURCE FLUX

1750 lm

FIXTURE SOURCE

1500 lm

APPARENT EFFICIENCY

86 %

INSULATION CLASS

III

OPERATING TA

-20° + 50°

CCT LED

4000K

CRI

80

STEP MACADAM

3

LIFE TIME TM-21

L80B10 80000h Ta 25°C

BEAM OPENING

Wide Flood/56°

COLORS



00
PURE
WHITE RAL
9016



01
BLACK RAL
9005



10
WHITE RAL
9010



24
BRONZE



25
RUST




30
ANTHRACIT
E



35
SLATE
GREY









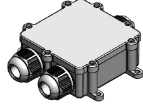
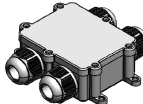




40
GREY RAL
9006



55
GREEN
COOL MINT
RAL 6019


AcquaStop System Integrated. AcquaStop is a special process inside the product which, through different phases of resination, creates a real barrier, sealing the fixture in a definitive way and preventing the development of condensation inside it.

ACCESSORIES

	KIT.032 Floodlight Spike Kit H 235 x Ø 85
	KIT.033 Strap for floodlight L 2000 x H 25
	E.CAV.540.020 Cable H05RN-F L 2 mt
	E.CAV.540.050 Cable H05RN-F L 5 mt
	E.CAV.540.100 Cable H05RN-F L 10 mt
	MOR682P/2V Connector IP68 2Ways/2Poles L 72 x Ø 22
	MOR685P/3VS Connection Box IP68 3Ways/5Poles L 106 x W 140 x H 38
	MOR685P/4VS Connection Box IP68 4Ways/5Poles L 106 x W 120 x H 38
	E.TRA.621.700 Driver 20W 700mA IP20 - ON/OFF L 111 x W 52 x H 22 - 1 Driver for 1 Lamp
	E.TRA.634.700 Driver 60W 700mA IP20 - ON/OFF L 124 x W 80 x H 22 - 1 Driver for 1-3 Lamps
	E.TRA.635.700 Driver 60W 700mA IP20 - DALI2 L 124 x W 80 x H 22 - 1 Driver for 1-3 Lamps
	E.TRA.636.700 Driver 60W 700mA IP20 - CASAMBI L 124 x W 80 x H 22 - 1 Driver for 1-3 Lamps



E.TRA.553.700 Driver 20W 700mA IP67 – ON/OFF
L 120 x W 38 x H 25 – 1 Driver for 1 Lamp



E.TRA.584.700 Driver 30W 700mA IP68 – DALI2
L 121 x W 53 x H 26 – 1 Driver for 1 Lamp



HUB.700.001.ND Hub 700mA IP66 – ON/OFF with driver 60W IP20
L 235 x W 200 x H 92 – 1 Driver for 1-3 Lamps



HUB.700.001.DA2 Hub 700mA IP66 – DALI-2 with driver 60W IP20
L 235 x W 200 x H 92 – 1 Driver for 1-3 Lamps



HUB.700.001.CA Hub 700mA IP66 – CASAMBI with driver 60W IP20
L 235 x W 200 x H 92 – 1 Driver for 1-3 Lamps