

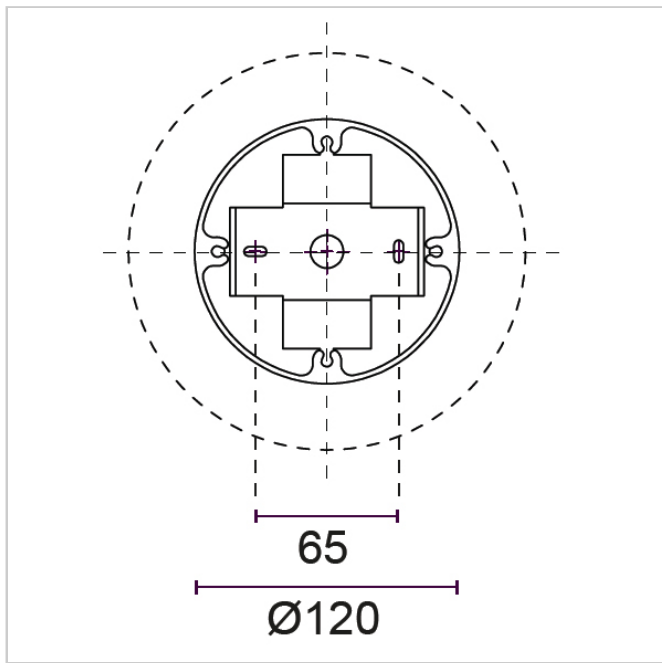
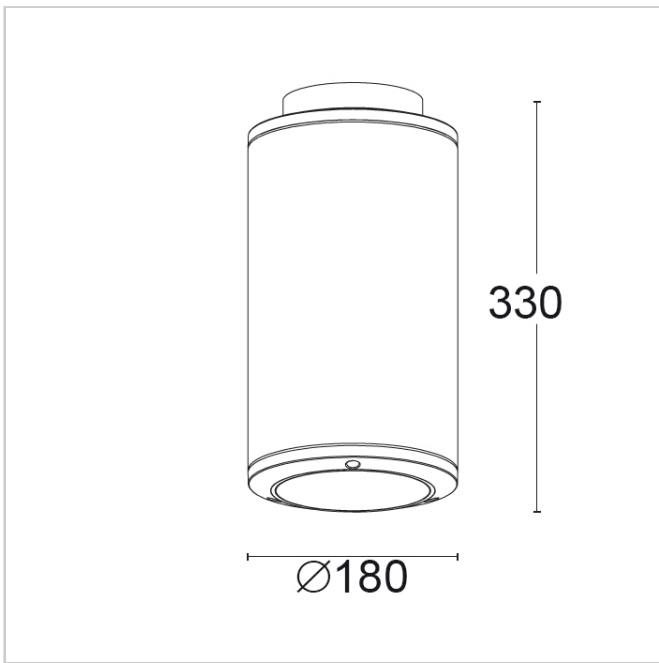
Up&Down Maxi Ceiling 7451C/WD3.NB

Ceiling Lamps - Ceiling luminaire DALI - Built-in driver

Rev. 04/11/2024



Ceiling luminaire ideal for grazing lighting of external facades. Up&Down Maxi is equipped with secondary optics for controlling the luminous flux, which allow design flexibility through different combinations of direct and indirect emission.



FIXTURE SPECIFICATIONS

ASSEMBLY / USAGE

Ceiling installation

PROTECTION

IP 66 - IK 08

BODY

Die-cast aluminium

SCREEN

Tempered extra-clear glass 6mm with silk-screen printing

SEALS

Closed-cell EPDM rubber

SCREWS

Stainless steel A2

PAINT / FINISHING

Anti-corrosive UV stabilised polyester powder

SIZES

H 330 x Ø 180

ELECTRICAL SPECIFICATIONS

POWER SUPPLY

220-240Vac 50/60Hz

DRIVER

Built-in

DRIVER CURRENT

600mA

CONTROL

DALI-2 integrated

POWER MODULE LED

22W

ABSORBED POWER

24W

SOURCE

LED COB

SOURCE FLUX

3850 lm

FIXTURE SOURCE

3150 lm

APPARENT EFFICIENCY

82 %

INSULATION CLASS

I

OVERVOLTAGE PROTECTION

2kV-4kV

OPERATING TA

50 °

CCT LED

3000K

CRI

>80

STEP MACADAM

3

LIFE TIME TM-21

L80B10 80000h Ta 25°C

PHOTOBIOLOGICAL RISK

RG1

BEAM OPENING

Downlight Flood/16°

COLORS



00
PURE
WHITE RAL
9016



01
BLACK RAL
9005



10
WHITE RAL
9010



24
BRONZE



25
RUST



30
ANTHRACIT
E




35
SLATE
GREY



40
GREY RAL
9006

ACCESSORIES



E.TRA.580 Ultra compact type 2+3 hard wired surge protector

L 37 x W 30 x H 30