

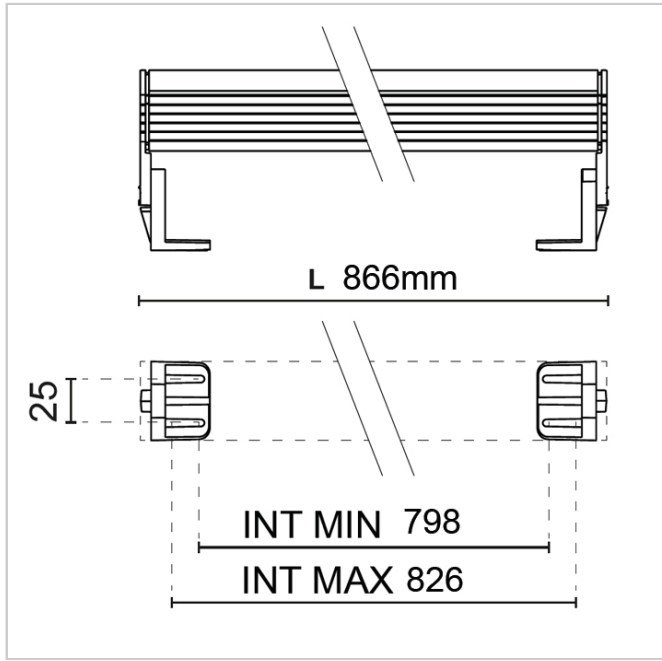
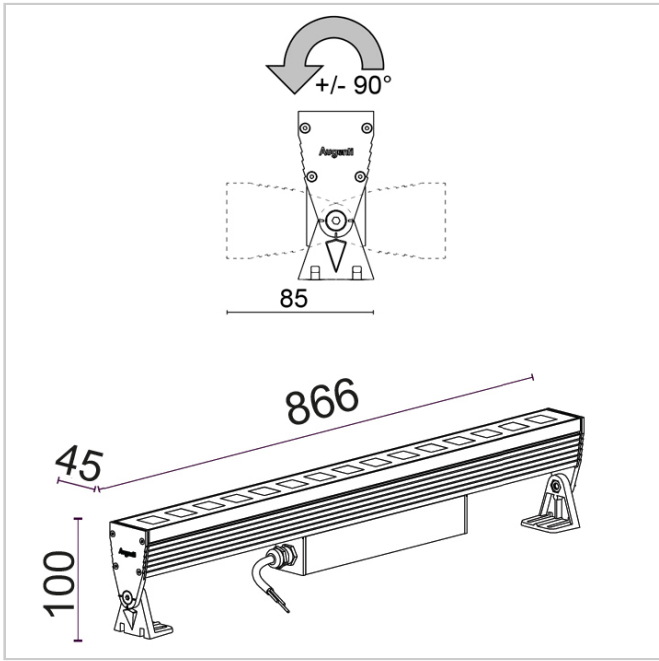
Matrix Floodlight 2802P/NP50.OB

Floodlights - Wallwasher with Lens L. 866

Rev. 04/11/2024



Adjustable linear luminaire, suitable for wall, ceiling or ground installation as a stand-alone floodlight. Equipped with secondary optics for different types of light distribution, this version of the Matrix line is particularly suited for the oblique illumination of building façades, to highlight their texture or accentuate the architectural details of historical buildings. RGBW also available.



PHOTOMETRICAL DATA



FIXTURE SPECIFICATIONS

ASSEMBLY / USAGE

Wall, ceiling and stand installation

PROTECTION

IP 67 - IK 07

BODY

Extruded aluminium

SCREEN

Tempered extra-clear glass 5mm with silk-screen priting

SEALS

Closed-cell EPDM rubber

SCREWS

Stainless steel A2

PAINT / FINISHING

Anti-corrosive UV stabilised polyester powder

SIZES

H 100 x L 866 x W 45

ELECTRICAL SPECIFICATIONS

POWER SUPPLY

220-240Vac 50/60Hz


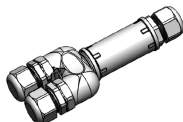
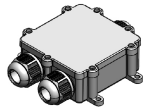
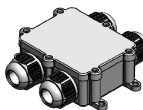

<b>DRIVER</b> Built-in	<b>SOURCE FLUX</b> 4575 lm	<b>CCT LED</b> 4000K
<b>DRIVER CURRENT</b> 500mA	<b>FIXTURE SOURCE</b> 3843 lm	<b>CRI</b> 80
<b>CONTROL</b> ON/OFF	<b>APPARENT EFFICIENCY</b> 84 %	<b>STEP MACADAM</b> 3
<b>SPECIFIC WIRING</b> Inclusa/Included	<b>INSULATION CLASS</b> I	<b>LIFE TIME TM-21</b> L80B10 80000h Ta 25°C
<b>POWER MODULE LED</b> 40W	<b>OVERVOLTAGE PROTECTION</b> 2kV-4kV	<b>PHOTOBIOLOGICAL RISK</b> RG1
<b>ABSORBED POWER</b> 42W	<b>OPERATING TA</b> 50 °	<b>BEAM OPENING</b> Adjustable Floodlight Oval/42°x12°
<b>SOURCE</b> LED	<b>ENERGETIC CLASS</b> A	

COLORS

							
<b>00</b> PURE WHITE RAL 9016	<b>01</b> BLACK RAL 9005	<b>10</b> WHITE RAL 9010	<b>24</b> BRONZE	<b>25</b> RUST	<b>30</b> ANTHRACIT E	<b>35</b> SLATE GREY	<b>40</b> GREY RAL 9006

AcquaStop System Integrated. AcquaStop is a special process inside the product which, through different phases of resination, creates a real barrier, sealing the fixture in a definitive way and preventing the development of condensation inside it.

ACCESSORIES

	<b>MOR683P/2V</b> Connector IP68 2Way/3Poles L 82 x Ø 28
	<b>MOR685P/3V</b> Connector Y IP68 3Ways/5Poles L 147 x W 73 x H 33
	<b>MOR685P/3VS</b> Connection Box IP68 3Ways/5Poles L 106 x W 140 x H 38
	<b>MOR685P/4VS</b> Connection Box IP68 4Ways/5Poles L 106 x W 120 x H 38
	<b>E.TRA.580</b> Ultra compact type 2+3 hard wired surge protector L 37 x W 30 x H 30